

# **TRAVIS COUNTY ESD #3 BOARD MEETING**

## **TABLE OF CONTENTS**

October 25, 2021

<b>1. Agenda</b>	<b>page 1</b>
<b>2. Minutes from September 27, 2021</b>	<b>pages 2 – 3</b>
<b>3. Treasurer’s Report</b>	<b>pages 4 – 13</b>
<b>4. Payments over \$2,000</b>	<b>page 14</b>
<b>5. Sales Tax Statistics</b>	<b>pages 15 – 24</b>
<b>6. Chief’s Monthly Status Report</b>	<b>pages 25 – 30</b>

NOTICE IS HEREBY GIVEN that the Board of Emergency Services Commissioners of Travis County Emergency Services District No. 3 (TCESD3) will hold a regular meeting at 7:00 p.m. on Monday, October 25, 2021 in the Community Room of TCESD3 Station 302 located at 4111 Barton Creek Blvd., Austin, Travis County, Texas. The subject of and matters to be considered at said meeting include, among other business, the following:

1. Call to order.
2. Proof of quorum.
3. General visitor communications: Receive comments from visitors.
4. Review and approve the minutes of the September 27, 2021 regular meeting of the District.
5. Review and approval of the Treasurers' monthly report for September 30, 2021.
6. Approve payments over \$2,000 from September 24<sup>th</sup> to October 21, 2021.
7. Review Sales Tax Statistics
8. Review of Chief's Monthly Status Reports
  1. Significant incident runs;
  2. Statistics;
  3. Special Project Updates
9. Other Business:
  1. Report on any ESDCC activities. Announcement of the next ESDCC meeting dates.
  2. Commissioner Announcements (no action will be taken on any such announcements).
10. Announcement of future meeting dates of the Board of ESD 03 Commissioners.
11. Adjourn.

By: \_\_\_\_\_ Herb Holloway, Business Manager

NOTE: The Board of Emergency Services Commissioners reserves the right to adjourn into Closed Meeting at any time during the course of this meeting to discuss any of the agenda items listed above as authorized by Texas Government Code, Section 551.071 (Consultation with Attorney), 551.072 (Deliberations about Real Property), 551.073 (Deliberations about Gifts and Donations), 551.074 (Personnel Matters), and 551.076 (Deliberations about Security Devices) or other applicable law. Travis County Emergency Services District Number 3 is committed to compliance with the Americans with Disabilities Act. Reasonable modification and equal access to communications will be provided upon request. Please call the District Administrative Office at 288-5534 for information. Hearing impaired or speech disabled persons equipped with telecommunication devices for the deaf may call the statewide Relay Program at 1-800-735-2988 or by dialing '711'. Visitor Communications are regular agenda items at monthly meetings of the Board of Emergency Services Commissioners of Travis County Emergency Services District Number 3. Visitors who wish to speak under Visitor's Communications must sign up before the meeting is called to order. Each person, organization or group wishing to address the Board will be allowed a maximum of three (3) minutes to speak on items on the agenda or other business of the District. Speakers may register in person at the posted location of the meeting, starting 30 minutes prior to the start of the meeting and using the form provided. The speaker will give his/her name, address, organizational affiliation, if any, and indicate the subject he/she intends to address. The Board welcomes citizen comment on any issue, but the Open Meetings Act prohibits any board action on issues not posted on the agenda. The District reserves the right to terminate any presentation by a speaker if it is disruptive of the good conduct of the meeting, or is in violation of law.

The undersigned affirms and states that he posted or caused to be posted a true and correct copy of the foregoing notice at a place convenient to the public at the Travis County ESD3 Administrative Office, 4111 Barton Creek Boulevard, Travis County, Texas, a location within said Travis County Emergency Services District Number 3 at \_\_\_\_\_ .M. on October 22, 2021.

By: \_\_\_\_\_ Herb Holloway, Business Manager

## **Minutes of Travis County Emergency Services District #3**

### **September 27, 2021**

---

Attached to and incorporated into these minutes is a copy of the official agenda for the September 27, 2021 meeting.

Under Agenda Items 1 & 2: Commissioner President Edd New called the Travis County Emergency Services District #3 (TCESD# 3, the District) Board of Commissioners' regular meeting to order at 7:05 p.m. A quorum was established with Commissioners John Villanacci, Carroll Knight, David Detwiler and Matt Escobedo in attendance.

Fire department personnel present at the meeting included: Chief Wittig, Business Manager Holloway, Battalion Chief's Hartigan and Torres and Firefighters Southall and Ford.

Under Agenda Item 3: There were no Visitors comments.

Under Agenda Item 4: Commissioner Villanacci moved to approve the August 30, 2021 regular meeting minutes. Commissioner Detwiler seconded the motion, which carried unanimously.

Under Agenda Item 5: The August Treasurers monthly reports were reviewed. Commissioner Knight moved to approve. Commissioner Villanacci seconded the motion, which carried unanimously.

Under Agenda Item 6: Checks and distributions over \$2,000 were reviewed for the period of August 26th to September 23, 2021. Commissioner Villanacci moved to approve. Commissioner Escobedo seconded the motion, which carried unanimously.

Under Agenda Item 7: The Board reaffirmed the adoption the proposed tax rate of .0650 per hundred which was published in the Austin Chronicle on September 3, 2021.

Under Agenda Item 8: Business Manager Holloway ask the Board members to raise their hands if the .0650 adopted tax rate would be acknowledged by each one of them so that President New could sign an ORDER adopting the tax rate of .0650 per hundred and such ORDER forwarded to the Travis County Truth in Taxation department. The raising of the Boards hands was unanimous. President New signed ORDER and instructed Business Manager Holloway to forward to taxing prior to September 30, 2021.

Under Agenda Item 9: Review and Approve the NEW Automatic Aid Agreement. Commissioner Villanacci moved to approve. Commissioner Escobedo seconded the motion, which carried unanimously. President New instructed Chief Wittig to sign the Agreement.

Under Agenda Item 10: The Commissioners reviewed the Sales Tax Status Report for August.

Under Agenda Item 11: Chief Wittig presented the Monthly Status Report for August.

Under Agenda Item 12: The next ESDCC meeting will be held on December 4, 2021.

Under Agenda Item 13: It was announced that the next REGULAR Board meetings of TCESD#3 would be held October 25<sup>th</sup>, November 22, 2021 and December 27, 2021 at Station 302.

Under Agenda Item 14: Meeting was adjourned at 8:56 p.m.

NOTICE IS HEREBY GIVEN that the Board of Emergency Services Commissioners of Travis County Emergency Services District No. 3 (TCESD3) will hold a regular meeting at 7:00 p.m. on Monday, September 27, 2021 in the Community Room of TCESD3 Station 302 located at 4111 Barton Creek Blvd., Austin, Travis County, Texas. The subject of and matters to be considered at said meeting include, among other business, the following:

1. Call to order.
2. Proof of quorum.
3. General visitor communications: Receive comments from visitors.
4. Review and approve the minutes of the August 30, 2021 regular meeting of the District.
5. Review and approval of the Treasurers' monthly report for August 30, 2021.
6. Approve payments over \$2,000 from August 26<sup>th</sup> to September 23, 2021.
7. Adopt the proposed tax rate of .0650 per hundred which was published in the Austin Chronicle on September 3, 2021.
8. Sign Order adopting tax rate of .0650 per hundred.
9. Review and approve Chief Wittig to sign the NEW Automatic Aid Agreement with Austin and surrounding departments.
10. Review Sales Tax Statistics
11. Review of Chief's Monthly Status Reports
  1. Significant incident runs;
  2. Statistics;
  3. Special Project Updates
12. Other Business:
  1. Report on any ESDCC activities. Announcement of the next ESDCC meeting dates.
  2. Commissioner Announcements (no action will be taken on any such announcements).
13. Announcement of future meeting dates of the Board of ESD 03 Commissioners.
14. Adjourn.

By: \_\_\_\_\_ Herb Holloway, Business Manager

NOTE: The Board of Emergency Services Commissioners reserves the right to adjourn into Closed Meeting at any time during the course of this meeting to discuss any of the agenda items listed above as authorized by Texas Government Services Code, Section 551.071 (Consultation with Attorney), 551.072 (Deliberations about Real Property), 551.073 (Deliberations about Gifts and Donations), 551.074 (Personnel Matters), and 551.076 (Deliberations about Security Devices) or other applicable law. Travis County Emergency Services District Number 3 is committed to compliance with the Americans with Disabilities Act. Reasonable modification and equal access to communications will be provided upon request. Please call the District Administrative Office at 288-5534 for information. Hearing impaired or speech disabled persons equipped with telecommunication devices for the deaf may call the statewide Relay Program at 1-800-735-2988 or by dialing '711'. Visitor Communications are regular agenda items at monthly meetings of the Board of Emergency Services Commissioners of Travis County Emergency Services District Number 3. Visitors who wish to speak under Visitor's Communications must sign up before the meeting is called to order. Each person, organization or group wishing to address the Board will be allowed a maximum of three (3) minutes to speak on items on the agenda or other business of the District. Speakers may register in person at the posted location of the meeting, starting 30 minutes prior to the start of the meeting and using the form provided. The speaker will give his/her name, address, organizational affiliation, if any, and indicate the subject he/she intends to address. The Board welcomes citizen comment on any issue, but the Open Meetings Act prohibits any board action on issues not posted on the agenda. The District reserves the right to terminate any presentation by a speaker if it is disruptive of the good conduct of the meeting, or is in violation of law.

The undersigned affirms and states that he posted or caused to be posted a true and correct copy of the foregoing notice at a place convenient to the public at the Travis County ESD3 Administrative Office, 4111 Barton Creek Boulevard, Travis County, Texas, a location within said Travis County Emergency Services District Number 3 at \_\_\_\_\_ .M. on September 24, 2021.

By: \_\_\_\_\_ Herb Holloway, Business Manager

**Travis County ESD#3**  
**Balance Sheet Prev Year Comparison**  
As of September 30, 2021

	Sep 30, 21	Sep 30, 20	\$ Change
<b>ASSETS</b>			
<b>Current Assets</b>			
<b>Checking/Savings</b>			
110 - WF ADVISORS - Cash Sweep	335,737.94	802,905.73	-467,167.79
100 WF Money Market 8960	3,455,004.77	3,564,176.04	-109,171.27
102 WF Checking Plus 8760	94,958.42	73,326.50	21,631.92
103 WF RESERVE Savings 7928	793,648.57	792,702.19	946.38
104 WF General CDs	1,225,007.00	1,470,007.00	-245,000.00
105 WF RESERVE CDs	735,000.00	0.00	735,000.00
107 WF 2005 & 2013 Bond Debt	12,510.63	12,129.82	380.81
108 TexPool Investment 001	2,913,681.59	2,912,235.97	1,445.62
109 TexPool RESERVE 002	601,363.66	601,065.24	298.42
115 Petty Cash	145.00	145.00	0.00
<b>Total Checking/Savings</b>	<b>10,167,057.58</b>	<b>10,228,693.49</b>	<b>-61,635.91</b>
<b>Accounts Receivable</b>			
125 Accounts Receivable	82,317.95	46,257.50	36,060.45
<b>Total Accounts Receivable</b>	<b>82,317.95</b>	<b>46,257.50</b>	<b>36,060.45</b>
<b>Other Current Assets</b>			
Due from Gen. Fund to Debt Serv	-507.00	-507.00	0.00
123 - Sales Tax Receivable	664,368.40	664,368.40	0.00
1021 Texas Compt. Reserve Acct	10,875.97	6,853.94	4,022.03
120 A/R Property Taxes 1yr +	57,673.33	57,673.33	0.00
121 Allowance for Doubtful A/Cs	-9,157.00	-9,157.00	0.00
131 - Prepaid Expenses	198,718.63	198,718.63	0.00
<b>Total Other Current Assets</b>	<b>921,972.33</b>	<b>917,950.30</b>	<b>4,022.03</b>
<b>Total Current Assets</b>	<b>11,171,347.86</b>	<b>11,192,901.29</b>	<b>-21,553.43</b>
<b>Fixed Assets</b>			
Land and Land Improvements	1,350,661.00	1,350,661.00	0.00
Fire Trucks and Vehicles	4,126,671.47	2,933,732.47	1,192,939.00
Office and Other Equipment	508,223.79	508,223.79	0.00
Buildings	7,004,120.73	6,176,520.97	827,599.76
Accumulated Depreciation	-4,631,428.31	-4,631,428.31	0.00
<b>Total Fixed Assets</b>	<b>8,358,248.68</b>	<b>6,337,709.92</b>	<b>2,020,538.76</b>
<b>TOTAL ASSETS</b>	<b>19,529,596.54</b>	<b>17,530,611.21</b>	<b>1,998,985.33</b>

**Travis County ESD#3**  
**Balance Sheet Prev Year Comparison**  
As of September 30, 2021

	Sep 30, 21	Sep 30, 20	\$ Change
<b>LIABILITIES &amp; EQUITY</b>			
<b>Liabilities</b>			
<b>Current Liabilities</b>			
<b>Other Current Liabilities</b>			
Accounts Payable - Audit	152,752.02	152,752.02	0.00
Due to Debt Serv. from Gen. Fun	-507.00	-507.00	0.00
200 Deferred Revenue - Prop Tax	51,889.03	51,889.03	0.00
260 Accrued salaries payable	156,518.78	156,518.78	0.00
<b>Total Other Current Liabilities</b>	<b>360,652.83</b>	<b>360,652.83</b>	<b>0.00</b>
<b>Total Current Liabilities</b>	<b>360,652.83</b>	<b>360,652.83</b>	<b>0.00</b>
<b>Long Term Liabilities</b>			
Accrued Vacation Payable	297,604.00	297,604.00	0.00
2013 Limited Bonds	820,000.00	1,130,000.00	-310,000.00
<b>Total Long Term Liabilities</b>	<b>1,117,604.00</b>	<b>1,427,604.00</b>	<b>-310,000.00</b>
<b>Total Liabilities</b>	<b>1,478,256.83</b>	<b>1,788,256.83</b>	<b>-310,000.00</b>
<b>Equity</b>			
Investment in Fixed Assets	7,970,316.64	5,639,777.88	2,330,538.76
Fund Balance - Debt Serv. Fund	10,218.00	10,218.00	0.00
Fund Balance - Unassigned	4,177,599.39	4,177,599.39	0.00
Fund Balance - Assigned	5,914,759.11	4,989,018.49	925,740.62
Net Revenue	-21,553.43	925,740.62	-947,294.05
<b>Total Equity</b>	<b>18,051,339.71</b>	<b>15,742,354.38</b>	<b>2,308,985.33</b>
<b>TOTAL LIABILITIES &amp; EQUITY</b>	<b>19,529,596.54</b>	<b>17,530,611.21</b>	<b>1,998,985.33</b>

## TCESD # 3 Certificate of Deposit Details

### RESERVE SAVINGS CD's

#		Bought	Mature
3DX7	\$245,000.00	6/28/21	6/28/22
JM56	\$245,000.00	6/16/21	6/16/22
9QJ7	\$245,000.00	11/30/20	12/10/21

### GENERAL SAVINGS CD's

#		Bought	Mature
MPK3	\$245,007.00	2/5/20	2/7/22
MX90	\$245,000.00	3/10/21	3/10/22
REQ0	\$245,000.00	3/4/21	3/4/22
7NN7	\$245,000.00	5/11/21	5/11/22
1FD2	\$245,000.00	6/11/21	12/10/21

\$735,000.00

Yearly Return

3DX7	Hingham Savings
JM56	UBS Bank
9QJ7	Cathay Bank

\$1,225,007.00

Yearly Return

MPK3	Goldman Sachs
MX90	Mizuho Bank
REQ0	Safra Bank
7NN7	Washington Trust
1FD2	Luther Savings

\$466

\$2,511

Total Debt Repayment Schedule																																																																																																																																																																																																																																																																																																																																																																																																																																																																																																																																																																																																																																																																																																																																																																																																																																																																																																																																																																																																																																																																																																																																																																																																																																																																																																																																																																																																																																																																																																																																																																																																																																																						</
-------------------------------	--	--	--	--	--	--	--	--	--	--	--	--	--	--	--	--	--	--	--	--	--	--	--	--	--	--	--	--	--	--	--	--	--	--	--	--	--	--	--	--	--	--	--	--	--	--	--	--	--	--	--	--	--	--	--	--	--	--	--	--	--	--	--	--	--	--	--	--	--	--	--	--	--	--	--	--	--	--	--	--	--	--	--	--	--	--	--	--	--	--	--	--	--	--	--	--	--	--	--	--	--	--	--	--	--	--	--	--	--	--	--	--	--	--	--	--	--	--	--	--	--	--	--	--	--	--	--	--	--	--	--	--	--	--	--	--	--	--	--	--	--	--	--	--	--	--	--	--	--	--	--	--	--	--	--	--	--	--	--	--	--	--	--	--	--	--	--	--	--	--	--	--	--	--	--	--	--	--	--	--	--	--	--	--	--	--	--	--	--	--	--	--	--	--	--	--	--	--	--	--	--	--	--	--	--	--	--	--	--	--	--	--	--	--	--	--	--	--	--	--	--	--	--	--	--	--	--	--	--	--	--	--	--	--	--	--	--	--	--	--	--	--	--	--	--	--	--	--	--	--	--	--	--	--	--	--	--	--	--	--	--	--	--	--	--	--	--	--	--	--	--	--	--	--	--	--	--	--	--	--	--	--	--	--	--	--	--	--	--	--	--	--	--	--	--	--	--	--	--	--	--	--	--	--	--	--	--	--	--	--	--	--	--	--	--	--	--	--	--	--	--	--	--	--	--	--	--	--	--	--	--	--	--	--	--	--	--	--	--	--	--	--	--	--	--	--	--	--	--	--	--	--	--	--	--	--	--	--	--	--	--	--	--	--	--	--	--	--	--	--	--	--	--	--	--	--	--	--	--	--	--	--	--	--	--	--	--	--	--	--	--	--	--	--	--	--	--	--	--	--	--	--	--	--	--	--	--	--	--	--	--	--	--	--	--	--	--	--	--	--	--	--	--	--	--	--	--	--	--	--	--	--	--	--	--	--	--	--	--	--	--	--	--	--	--	--	--	--	--	--	--	--	--	--	--	--	--	--	--	--	--	--	--	--	--	--	--	--	--	--	--	--	--	--	--	--	--	--	--	--	--	--	--	--	--	--	--	--	--	--	--	--	--	--	--	--	--	--	--	--	--	--	--	--	--	--	--	--	--	--	--	--	--	--	--	--	--	--	--	--	--	--	--	--	--	--	--	--	--	--	--	--	--	--	--	--	--	--	--	--	--	--	--	--	--	--	--	--	--	--	--	--	--	--	--	--	--	--	--	--	--	--	--	--	--	--	--	--	--	--	--	--	--	--	--	--	--	--	--	--	--	--	--	--	--	--	--	--	--	--	--	--	--	--	--	--	--	--	--	--	--	--	--	--	--	--	--	--	--	--	--	--	--	--	--	--	--	--	--	--	--	--	--	--	--	--	--	--	--	--	--	--	--	--	--	--	--	--	--	--	--	--	--	--	--	--	--	--	--	--	--	--	--	--	--	--	--	--	--	--	--	--	--	--	--	--	--	--	--	--	--	--	--	--	--	--	--	--	--	--	--	--	--	--	--	--	--	--	--	--	--	--	--	--	--	--	--	--	--	--	--	--	--	--	--	--	--	--	--	--	--	--	--	--	--	--	--	--	--	--	--	--	--	--	--	--	--	--	--	--	--	--	--	--	--	--	--	--	--	--	--	--	--	--	--	--	--	--	--	--	--	--	--	--	--	--	--	--	--	--	--	--	--	--	--	--	--	--	--	--	--	--	--	--	--	--	--	--	--	--	--	--	--	--	--	--	--	--	--	--	--	--	--	--	--	--	--	--	--	--	--	--	--	--	--	--	--	--	--	--	--	--	--	--	--	--	--	--	--	--	--	--	--	--	--	--	--	--	--	--	--	--	--	--	--	--	--	--	--	--	--	--	--	--	--	--	--	--	--	--	--	--	--	--	--	--	--	--	--	--	--	--	--	--	--	--	--	--	--	--	--	--	--	--	--	--	--	--	--	--	--	--	--	--	--	--	--	--	--	--	--	--	--	--	--	--	--	--	--	--	--	--	--	--	--	--	--	--	--	--	--	--	--	--	--	--	--	--	--	--	--	--	--	--	--	--	--	--	--	--	--	--	--	--	--	--	--	--	--	--	--	--	--	--	--	--	--	--	--	--	--	--	--	--	--	--	--	--	--	--	--	--	--	--	--	--	--	--	--	--	--	--	--	--	--	--	--	--	--	--	--	--	--	--	--	--	--	--	--	--	--	--	--	--	--	--	--	--	--	--	--	--	--	--	--	--	--	--	--	--	--	--	--	--	--	--	--	--	--	--	--	--	--	--	--	--	--	--	--	--	--	--	--	--	--	--	--	--	--	--	--	--	--	--	--	--	--	--	--	--	--	--	--	--	--	--	--	--	--	--	--	--	--	--	--	--	--	--	--	--	--	--	--	--	--	--	--	--	--	--	--	--	--	--	--	--	--	--	--	--	--	--	--	--	--	--	--	--	--	--	--	--	--	--	--	--	--	--	--	--	--	--	--	--	--	--	--	--	--	--	--	--	--	--	--	--	--	--	--	--	--	--	--	--	--	--	--	--	--	--	--	--	--	--	--	--	--	--	--	--	--	--	--	--	--	--	--	--	--	--	--	--	--	--	--	--	--	--	--	--	--	--	--	--	--	--	--	--	--	--	--	--	--	--	--	--	--	--	--	--	--	--	--	--	--	--	--	--	--	--	--	--	--	--	--	--	--	--	--	--	--	--	--	--	--	--	--	--	--	--	--	--	--	--	--	--	--	--	--	--	--	--	--	--	--	--	--	--	--	--	--	--	--	--	--	--	--	--	--	--	--	--	--	--	--	--	--	--	--	--	--	--	--	--	--	--	--	--	--	--	--	--	--	--	--	--	--	--	--	--	--	--	--	--	--	--	--	--	--	--	--	--	--	--	--	--	--	--	--	--	--	--	--	--	--	--	--	--	--	--	--	--	--	--	--	--	--	--	--	--	--	--	--	--	--	--	--	--	--	--	--	--	--	--	--	--	--	--	--	--	--	--	--	--	--	--	--	--	--	--	--	--	--	--	--	--	--	--	--	--	--	--	--	--	--	--	--	--	--	--	--	--	--	--	--	--	--	--	--	--	--	--	--	--	--	--	--	--	--	--	--	--	--	--	--	--	--	--	--	--	--	--	--	--	--	--	--	--	--	--	--	--	--	--	--	--	--	--	--	--	--	--	--	--	--	--	--	--	--	--	--	--	--	--	--	--	--	--	--	--	--	--	--	--	--	--	--	--	--	--	--	--	--	--	--	--	--	--	--	--	--	--	--	--	--	--	--	--	--	--	--	--	--	--	--	--	--	--	--	--	--	--	--	--	--	--	--	--	--	--	--	--	--	--	--	--	--	--	--	--	--	--	--	--	--	--	--	--	--	--	--	--	--	--	--	--	--	--	--	--	--	--	--	--	--	--	--	--	--	--	--	--	--	--	--	--	--	--	--	--	--	--	--	--	--	--	--	--	--	--	--	--	--	--	--	--	--	--	--	--	--	--	--	--	--	--	--	--	--	--	--	--	--	--	--	--	--	--	--	--	--	--	--	--	--	--	--	--	--	----



**Travis County ESD#3**  
**Revenue & Expense Prev Year Comparison**  
**September 2021**

	Sep 21	Sep 20	\$ Change
<b>Revenue and Expense</b>			
<b>Revenue</b>			
407 INTEREST	708.48	1,783.70	-1,075.22
410 PROPERTY TAX	5,182.38	3,469.49	1,712.89
415 SALES TAX ALLOCATION	521,908.62	316,703.21	205,205.41
435 FACILITY RENTAL	200.00	0.00	200.00
470 FIRE ACADEMY FEES	29,050.00	8,300.00	20,750.00
471 EMT SCHOOL FEES	9,000.00	21,300.00	-12,300.00
480 DONATIONS	1,500.00	0.00	1,500.00
493 REIMBURSEMENTS	0.00	14,738.13	-14,738.13
499 SALE OF PROPERTY	0.00	8,500.00	-8,500.00
<b>Total Revenue</b>	<b>567,549.48</b>	<b>374,794.53</b>	<b>192,754.95</b>
<b>Expense</b>			
500 COST OF REVENUE ACQUISITION	14,306.02	40,570.44	-26,264.42
600 EMERGENCY RESPONSE	22,193.68	100,640.82	-78,447.14
630 CONTINUED EDUCATION	6,498.10	2,386.54	4,111.56
640 HUMAN RESOURCES	501,911.45	668,553.36	-166,641.91
650 ADMINISTRATION	347,150.43	346,010.36	1,140.07
Depreciation Expense	0.00	346,467.75	-346,467.75
<b>Total Expense</b>	<b>892,059.68</b>	<b>1,504,629.27</b>	<b>-612,569.59</b>
<b>Net Revenue</b>	<b>-324,510.20</b>	<b>-1,129,834.74</b>	<b>805,324.54</b>

**Travis County ESD#3**  
**Revenue & Expense Prev Year Comparison**  
October 2020 through September 2021

	Oct '20 - Sep 21	Oct '19 - Sep 20	\$ Change
<b>Revenue and Expense</b>			
<b>Revenue</b>			
407 INTEREST	30,414.50	56,362.18	-25,947.68
410 PROPERTY TAX	2,877,183.81	2,788,858.92	88,324.89
415 SALES TAX ALLOCATION	4,764,247.69	3,832,690.05	931,557.64
435 FACILITY RENTAL	33,874.00	34,564.75	-690.75
450 BILLING	906.92	1,166.87	-259.95
470 FIRE ACADEMY FEES	122,564.97	73,606.94	48,958.03
471 EMT SCHOOL FEES	13,838.95	44,805.66	-30,966.71
480 DONATIONS	4,500.00	3,040.00	1,460.00
485 MISCELLANEOUS	27,919.04	5.00	27,914.04
490 WORKERS' COMP RECEIPTS	6,388.00	15,651.80	-9,263.80
493 REIMBURSEMENTS	41,788.77	62,417.29	-20,628.52
499 SALE OF PROPERTY	270,000.00	8,500.00	261,500.00
<b>Total Revenue</b>	<b>8,193,626.65</b>	<b>6,921,669.46</b>	<b>1,271,957.19</b>
<b>Expense</b>			
500 COST OF REVENUE ACQUISITION	162,339.05	130,980.31	31,358.74
600 EMERGENCY RESPONSE	1,769,507.85	495,079.52	1,274,428.33
630 CONTINUED EDUCATION	85,594.38	73,211.33	12,383.05
640 HUMAN RESOURCES	4,695,798.20	4,227,598.72	468,199.48
650 ADMINISTRATION	1,498,417.27	703,850.60	794,566.67
670 PREVENTION/PUBLIC EDUCATION	3,523.33	10,910.61	-7,387.28
685 MACKEY FIELD	0.00	7,830.00	-7,830.00
Depreciation Expense	0.00	346,467.75	-346,467.75
<b>Total Expense</b>	<b>8,215,180.08</b>	<b>5,995,928.84</b>	<b>2,219,251.24</b>
<b>Net Revenue</b>	<b>-21,553.43</b>	<b>925,740.62</b>	<b>-947,294.05</b>

**Travis County ESD#3**  
**Revenue & Expense Budget vs. Actual**  
October 2020 through September 2021

	Oct '20 - Sep 21	Budget	\$ Over Budget
<b>Revenue and Expense</b>			
<b>Revenue</b>			
407 INTEREST	30,414.50	79,992.00	-49,577.50
410 PROPERTY TAX	2,877,183.81	2,858,101.06	19,082.75
415 SALES TAX ALLOCATION	4,764,247.69	3,099,048.00	1,665,199.69
435 FACILITY RENTAL	33,874.00	38,000.00	-4,126.00
450 BILLING	906.92	0.00	906.92
470 FIRE ACADEMY FEES	122,564.97	72,503.04	50,061.93
471 EMT SCHOOL FEES	13,838.95	36,523.00	-22,684.05
480 DONATIONS	4,500.00	3,500.00	1,000.00
485 MISCELLANEOUS	27,919.04	0.00	27,919.04
490 WORKERS' COMP RECEIPTS	6,388.00	0.00	6,388.00
493 REIMBURSEMENTS	41,788.77	0.00	41,788.77
499 SALE OF PROPERTY	270,000.00	270,000.00	0.00
<b>Total Revenue</b>	<b>8,193,626.65</b>	<b>6,457,667.10</b>	<b>1,735,959.55</b>
<b>Expense</b>			
500 COST OF REVENUE ACQUISITION	162,339.05	126,414.14	35,924.91
600 EMERGENCY RESPONSE	1,769,507.85	1,861,613.09	-92,105.24
630 CONTINUED EDUCATION	85,594.38	295,388.00	-209,793.62
640 HUMAN RESOURCES	4,695,798.20	4,381,272.00	314,526.20
650 ADMINISTRATION	1,498,417.27	1,419,679.74	78,737.53
670 PREVENTION/PUBLIC EDUCATION	3,523.33	23,700.00	-20,176.67
<b>Total Expense</b>	<b>8,215,180.08</b>	<b>8,108,066.97</b>	<b>107,113.11</b>
<b>Net Revenue</b>	<b>-21,553.43</b>	<b>-1,650,399.87</b>	<b>1,628,846.44</b>

**Travis County ESD#3**  
**Profit & Loss**  
October 2020 through September 2021

	<u>Oct '20 - Sep 21</u>
<b>Revenue and Expense</b>	
<b>Revenue</b>	
407 INTEREST	30,414.50
410 PROPERTY TAX	
4101 Prop Tax Current	2,865,081.45
4102 Prop Tax Prior	12,102.36
Total 410 PROPERTY TAX	2,877,183.81
415 SALES TAX ALLOCATION	4,764,247.69
435 FACILITY RENTAL	
4351 BC Room Rental	600.00
4352 Mackey Field rental	33,274.00
Total 435 FACILITY RENTAL	33,874.00
450 BILLING	906.92
470 FIRE ACADEMY FEES	122,564.97
471 EMT SCHOOL FEES	
4736 - EMT Academy 25	13,500.00
4735 - EMT Academy 24	338.95
Total 471 EMT SCHOOL FEES	13,838.95
480 DONATIONS	
General Donations	3,000.00
480 DONATIONS - Other	1,500.00
Total 480 DONATIONS	4,500.00
485 MISCELLANEOUS	27,919.04
490 WORKERS' COMP RECEIPTS	6,388.00
493 REIMBURSEMENTS	
4934 TIFMAS	41,788.77
Total 493 REIMBURSEMENTS	41,788.77
499 SALE OF PROPERTY	270,000.00
Total Income	8,193,626.65
<b>Expense</b>	
500 COST OF REVENUE ACQUISITION	
501 Prop Tax Coll & Val fees	22,820.43
502 Sales Tax Collection Costs	100,123.45
503 Sunset Valley Reimbursemen	32,233.66
500 COST OF REVENUE ACQUISITION - Other	7,161.51
Total 500 COST OF REVENUE ACQUISITION	162,339.05
600 EMERGENCY RESPONSE	
601 Apparatus	1,412,212.52
602 Pagers	144.00
603 Dispatch & Communications	70,411.41
604 Fuel	18,779.64
605 SCBA Maintenance	36,169.49
606 Vehicle Maint & Repairs	99,205.30
608 Vehicle Supplies	71,468.97
609 Uniforms & Protective Gear	15,414.91
611 Supplies - EMS	17,901.73

**Travis County ESD#3**  
**Profit & Loss**  
October 2020 through September 2021

	<b>Oct '20 - Sep 21</b>
612 Supplies - Rehab	111.68
613 Auto Insurance	27,688.20
<b>Total 600 EMERGENCY RESPONSE</b>	<b>1,769,507.85</b>
<b>630 CONTINUED EDUCATION</b>	
631 Training - EMS	2,585.05
632 Training - Fire & Rescue	20,995.57
633 Seminars & Conferences	26,635.64
634 Fire Academy	27,909.21
635 EMT Certification School	
635 / 11 EMT-B Cert	2,001.29
635 EMT Certification School - Other	5,467.62
<b>Total 635 EMT Certification School</b>	<b>7,468.91</b>
<b>Total 630 CONTINUED EDUCATION</b>	<b>85,594.38</b>
<b>640 HUMAN RESOURCES</b>	
641 Benefits & Payroll Tax	1,272,538.49
642 Payroll	3,417,649.89
643 Volunteer & Emp Recognition	96.69
644 Certifications	5,513.13
<b>Total 640 HUMAN RESOURCES</b>	<b>4,695,798.20</b>
<b>650 ADMINISTRATION</b>	
668 · Building Expansion-Improvement	827,599.76
651 Building Maint.	48,849.82
652 Office Supplies	3,908.35
653 Station Supplies	20,158.67
654 Bank Fees	
6542 Bond Debt Accounts	17,700.00
654 Bank Fees - Other	9,012.34
<b>Total 654 Bank Fees</b>	<b>26,712.34</b>
655 Dues & Subscriptions	2,614.25
656 Information Technology	29,179.03
657 Postage & Handling	538.99
658 Property & Liability Insura	49,716.00
659 Professional Services	19,900.00
660 Public Notices/Articles	603.00
661 Telephone	3,562.26
662 Utilities	59,649.94
663 Bond Debt	
6631 Bond Debt Principal	310,000.00
6632 Bond Debt Interest	16,950.00
<b>Total 663 Bond Debt</b>	<b>326,950.00</b>
666 Contract Services	78,474.86
<b>Total 650 ADMINISTRATION</b>	<b>1,498,417.27</b>
<b>670 PREVENTION/PUBLIC EDUCATION</b>	
672 Public Education	3,523.33
<b>Total 670 PREVENTION/PUBLIC EDUCATION</b>	<b>3,523.33</b>
<b>Total Expense</b>	<b>8,215,180.08</b>
<b>Net Revenue</b>	<b>-21,553.43</b>

# **TRAVIS COUNTY ESD #3** **PROPERTY TAX REVENUE COLLECTION COMPARISON**

	FISCAL YEAR ENDING					
	2020		2021		Compared to prior year	
	<u>For all prior to 2019 taxes</u>	<u>For Prior 2020</u>	<u>For all prior to 2019 taxes</u>	<u>For Current 2020-2021</u>	Month \$	
OCT	537	6414	327	1733	-\$4,681	-73%
NOV	2709	120590	209	34489	-\$86,101	-71%
DEC	802	1187649	2414	1050426	-\$137,223	-12%
JAN	1342	1195296	1835	1309780	\$114,484	10%
FEB	504	200800	3569	384411	\$183,611	91%
MAR	677	29057	-24	41701	\$12,644	44%
APR	326	9006	887	12810	\$3,804	42%
MAY	-8	15274	44	10631	-\$4,643	-30%
JUN	71	10158	1321	1924	-\$8,234	-81%
JUL	16	10912	230	11345	\$433	4%
AUG	26	496	246	2363	\$1,867	376%
SEPT	229	3243	2505	1559	-\$1,684	-52%
YEAR	7231	2788895	13563	2863172	\$ 74,277	
	\$	2,796,126	\$	2,876,735		
				2020-21 Tax Levy	\$2,905,974	

## **NET CERTIFIED TAXABLE PROPERTY VALUE UPDATES FROM TCAD**

	FISCAL YEAR ENDING				Inc/(Dec) from	
	2020		2021		Prior Year \$	Prior Year %
	2,018	2,019	2019	2020		
<b>Rec'd</b>						
OCT	\$3,279,301,616	\$3,511,059,678	\$3,504,957,784	\$3,677,674,279	\$172,716,495	5%
NOV	\$3,279,301,616	\$3,511,059,678	\$3,504,932,084	\$3,642,730,490	\$137,798,406	4%
DEC	\$3,278,868,431	\$3,510,265,810	\$3,504,709,909	\$3,642,227,358	\$137,517,449	4%
JAN	\$3,278,868,431	\$3,508,671,588	\$3,504,707,210	\$3,640,341,318	\$135,634,108	4%
FEB	\$3,278,868,431	\$3,507,888,430	\$3,502,332,421	\$3,639,896,787	\$137,564,366	4%
MAR	<b>\$3,507,006,601</b>	<b>\$3,617,849,388</b>	\$3,501,738,851	\$3,637,890,212	\$136,151,361	4%
APR	\$3,278,814,181	\$3,506,665,640	\$3,501,738,851	\$3,637,892,354	\$136,153,503	4%
MAY	\$3,278,814,181	\$3,506,354,376	\$3,501,738,851	\$3,637,892,354	\$136,153,503	4%
JUN	\$3,278,202,948	\$3,506,162,885	\$3,501,743,089	\$3,632,542,591	\$130,799,502	4%
JUL	\$3,278,166,368	\$3,505,364,687	<b>\$3,632,542,591</b>	<b>\$4,015,878,678</b>	\$383,336,087	12%
AUG	\$3,278,236,478	\$3,505,423,273	\$3,632,542,591	\$4,015,878,678	\$383,336,087	12%
SEPT	<b>\$3,504,957,784</b>	<b>\$3,677,674,279</b>	<b>\$3,632,038,704</b>	<b>\$4,035,391,528</b>	\$403,352,824	12%

2018-2019 Tax Levy on 6,028 Parcels is \$3,281,236,467 at a tax rate of .0975  
 2019-2020 Tax Levy on 6,025 Parcels is \$3,504,957,784 at a tax rate of .0800  
 2020-2021 Tax Levy on 6,069 Parcels is \$3,677,674,279 at a tax rate of .0790  
 2021-2022 Tax Levy on 6,056 Parcels is \$4,035,391,528 at a tax rate of .0650  
**\$2,622,895**

**Checks over \$2,000 for the period of September 24th to October 21, 2021**

<u>Date</u>	<u>Num</u>	<u>Name</u>	<u>Memo</u>	<u>Amount</u>
9/27/2021	17323	Lances Fire Truck	Repairs	\$6,328.54
9/28/2021	draft	COSTCO	Numerous charges	\$6,496.65
9/29/2021	draft	Wells Fargo Bank	Transfer to checking to cover Workers Comp \$200k	\$200,000.00
10/4/2021	draft	Wells Fargo Bank	Transfer to cover October operations	\$350,000.00
10/5/2021	draft	Paychex	Employee 457 Contribution	\$14,296.18
10/5/2021	draft	Paychex	Employer 401 Matching	\$17,754.11
10/5/2021	draft	Paychex	Net Payroll	\$87,902.00
10/5/2021	draft	Paychex	Employment Taxes	\$32,367.20
10/8/2021	draft	Texas Comm on Fire Protection	Yearly registration of Firefighters Certification	\$2,550.00
10/20/2021	draft	Paychex	Employee 457 Contribution	\$14,575.28
10/20/2021	draft	Paychex	Employer 401 Matching	\$19,498.57
10/20/2021	draft	Paychex	Net Payroll	\$94,692.89
10/20/2021	draft	Paychex	Employment Taxes	\$36,943.09
10/21/2021	17325	Texas Association of Counties	Health Insurance	\$39,077.86
10/21/2021	17330	Austin Fire Department	658 Distpatched Calls @ \$26.40 (April to Sept)	\$17,371.20
10/21/2021	17334	City of Austin Utilities	Water and Electric	\$2,417.88
10/21/2021	17341	Radiant Plumbing	Three (3) Air Conditioning Units at 301	\$35,389.65
10/21/2021	17347	TD Industries	Trouble shooting A/C problems at 301	\$2,830.76
10/21/2021	17352	The Hartford	Accident Insurnace	\$4,187.82
10/21/2021	17353	Trumaine Miller	Reimburse Fire Academy Fee - Army Deployment	\$4,150.00
10/21/2021	17355	Westmoreland Plumbing	Station 301 Irrigation system repair	\$2,345.00
10/21/2021	17357	Youngblood Tire	Four (4) Tires for the Tender	\$3,501.92

**Oak Hill Fire Department**  
**Travis County Emergency Services District #3**

**Station 301**  
**Circle Drive**  
**9211 Circle Drive**  
**Austin, Texas 78736**  
**512-288-5576**  
**Fax 512-288-5903**



**Station 302**  
**Barton Creek**  
**4111 Barton Creek**  
**Austin, Texas 78735**  
**Admin 512-288-5534**  
**Fax 512-288-5844**

---

**October 2021 Sales Tax Summary**

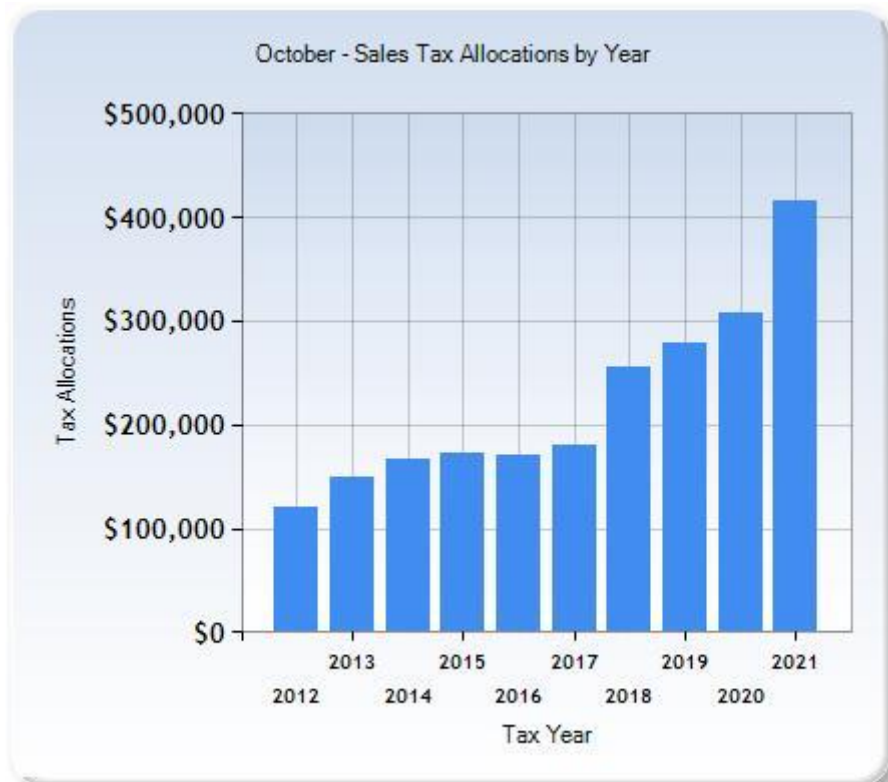
The October allocation reflects sales made during the month of August.

Our October sales tax allocation was \$415,501. This was up 35.2% (+\$108,106) compared to October 2020 and up 35.2% (+\$108,106) for the fiscal year to date. This was our highest October monthly allocation.

The out of state marketplace “Single Local Tax Rate” allocation was \$4,349 (+\$4,349 fiscal year to date).

Our top 10 large companies accounted for 59.2% (+\$65,627), our top 30 large companies accounted for 74.1% (+\$77,169), and our top 100 large companies accounted for 88.8% (+\$96,367) of our total fiscal year collections.

We continued to see strong performance in the lodging and retail industry segments.



*Chart Source: Municipal Advisory Council of Texas (mactexas.com)*

Like us on Facebook at [www.facebook.com/OakHillFireDept](https://www.facebook.com/OakHillFireDept) or visit us online at [www.OakHillFire.org](https://www.OakHillFire.org)  
and support us on Amazon Smile at: <https://smile.amazon.com/ch/20-8425823>



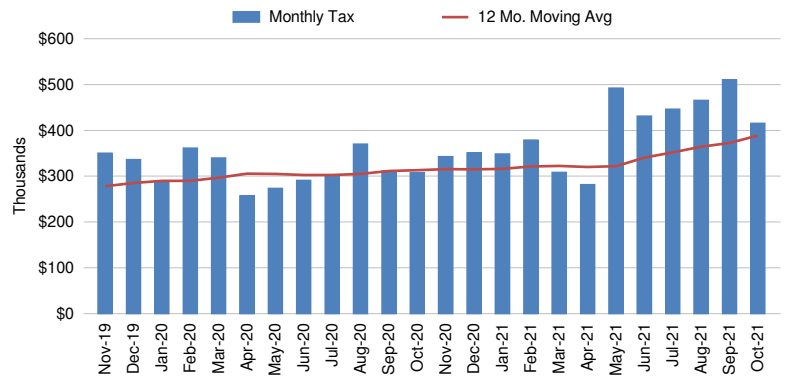
HdL Companies  
**SALES TAX SNAPSHOT**  
**Travis Co Esd 3**

**Oct-21**

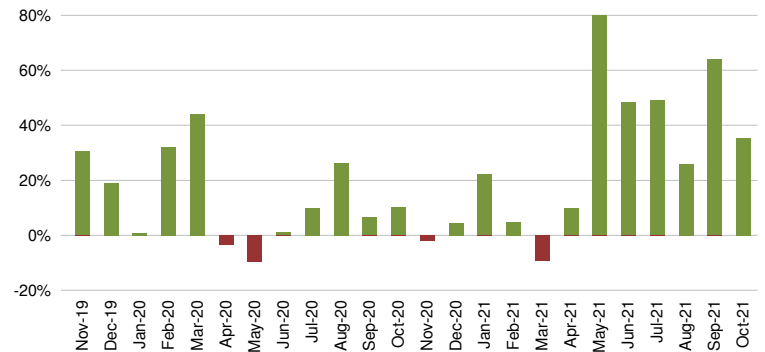
**Sales Tax Net Payments**

FY Mo.	FY2021	FY2022	YoY % Change
Oct	\$ 307,394	\$ 415,501	35.2%
Nov	\$ 343,019		
Dec	\$ 350,770		
Jan	\$ 348,364		
Feb	\$ 378,720		
Mar	\$ 308,329		
Apr	\$ 281,826		
May	\$ 492,495		
Jun	\$ 431,322		
Jul	\$ 446,388		
Aug	\$ 465,749		
Sep	\$ 510,564		
FYTD	\$ 3,077,394	\$ 4,155,501	35.2%
FY Total	\$ 4,664,941		

**Sales Tax Net Payments Trend**



**Sales Tax Net Payments Change - YoY**



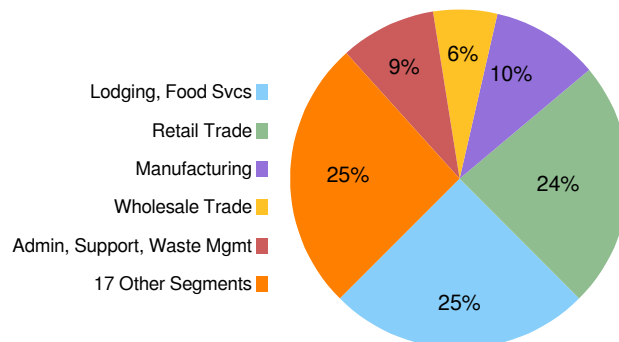
**Top 10 Taxpayers**

Rank	Company	FYTD Collections	% Total
1	OMNI BARTON CREEK, INC.		
2	MCCOY CORPORATION		
3	AMAZON.COM SERVICES INC (MARKETPLACE)		
4	AUSTIN READY-MIX, LLC		
5	AMAZON FULFILLMENT SERVICES INC		
6	CENTEX MATERIALS LLC		
7	FP LEGACY LANDSCAPING LLC		
8	BAREFOOT MOSQUITO AND PEST CONTROL INC		
9	TOP CHOICE LAWN CARE, LLC		
10	APPLE INC.		
<hr/>			
Top 10	Companies	\$ 249,719	59.2%
3588	Other Large Companies	\$ 167,397	39.7%
	Small Companies/Other	\$ 516	0.1%
	Single Local Tax Rate (SLT)	\$ 4,349	1.0%
	Total	\$ 421,982	100.0%

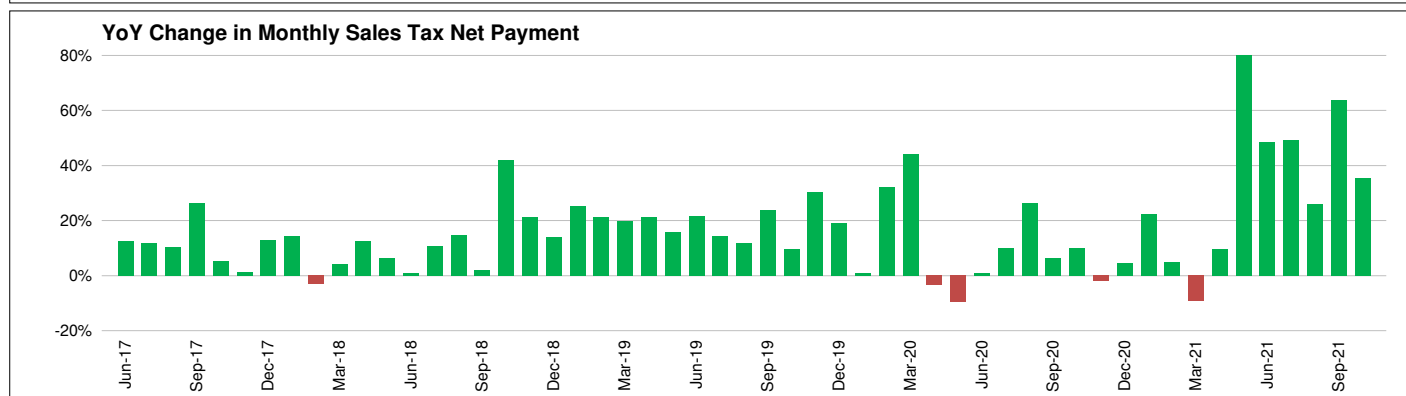
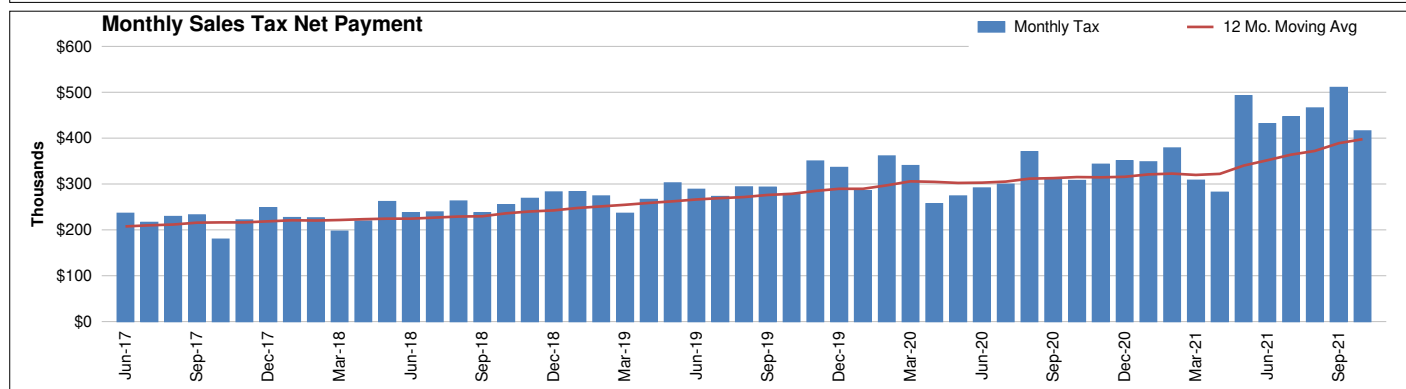
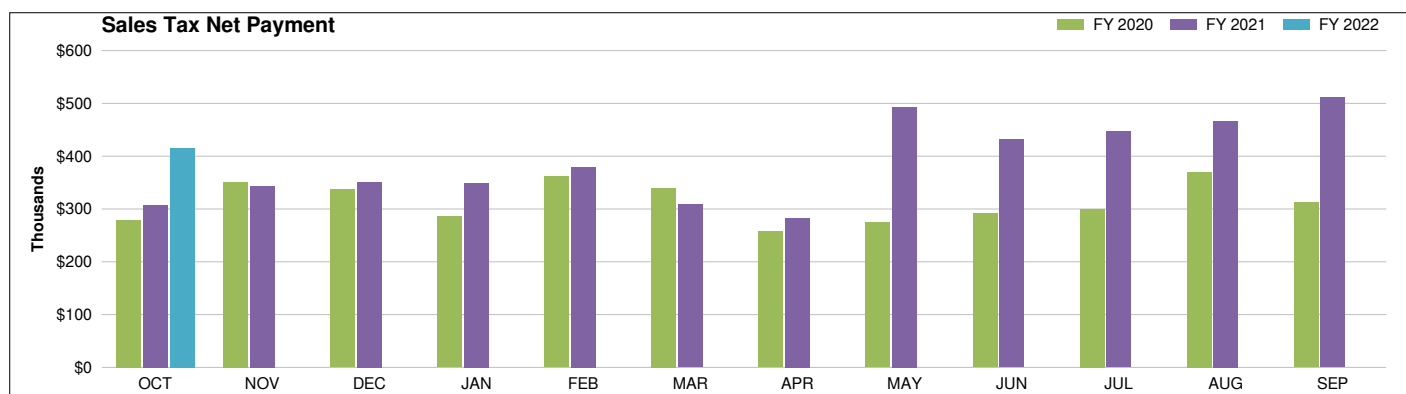
**Industry Segment Collections Trend - YoY % Chg**

SEGMENT	May	Jun	Jul	Aug	Sep	Oct
Lodging, Food Svcs	526.3%	105.4%	92.2%	38.7%	277.6%	36.2%
Retail Trade	49.6%	43.4%	39.7%	39.9%	26.7%	30.3%
Manufacturing	76.3%	20.8%	41.6%	-9.1%	7.3%	33.3%
Admin, Support, Waste Mgmt	71.6%	39.5%	38.7%	37.6%	62.0%	44.6%
Wholesale Trade	102.1%	75.6%	94.0%	48.0%	18.0%	8.5%
All Others	13.2%	21.0%	15.9%	2.2%	-7.1%	38.5%
Total Collections	81.3%	47.6%	49.0%	25.4%	64.8%	34.6%

**Sales Tax Collections by Industry Segment**



	FISCAL YEAR				
	2018	2019	2020	2021	2022
Oct	\$ 179,651	\$ 254,653	\$ 279,300	\$ 307,394	\$ 415,501
Nov	\$ 221,642	\$ 268,666	\$ 350,192	\$ 343,019	
Dec	\$ 248,386	\$ 282,643	\$ 336,160	\$ 350,770	
Jan	\$ 226,506	\$ 283,418	\$ 285,523	\$ 348,364	
Feb	\$ 226,072	\$ 273,685	\$ 361,184	\$ 378,720	
Mar	\$ 197,206	\$ 236,128	\$ 340,129	\$ 308,329	
Apr	\$ 219,385	\$ 266,086	\$ 256,978	\$ 281,826	
May	\$ 261,412	\$ 302,117	\$ 273,688	\$ 492,495	
Jun	\$ 237,487	\$ 288,481	\$ 291,021	\$ 431,322	
Jul	\$ 238,987	\$ 272,600	\$ 299,648	\$ 446,388	
Aug	\$ 262,553	\$ 293,513	\$ 370,269	\$ 465,749	
Sep	\$ 237,144	\$ 292,962	\$ 311,596	\$ 510,564	
YEAR	\$ 2,756,433	\$ 3,314,952	\$ 3,755,688	\$ 4,664,941	\$ 415,501
YoY Change		20.3%	13.3%	24.2%	na

[illegible]

**Travis Co Esd 3**  
**SALES TAX PAYMENT DETAIL**

Oct-21

Fiscal Year: Oct-Sep

<b>COLLECTIONS</b>	<b>Oct-20</b>	<b>Oct-21</b>	<b>Chg. \$ Chg. %</b>	<b>Prior FYTD</b>	<b>Current FYTD</b>	<b>Chg. \$ Chg. %</b>
<b>Current Period</b>	<b>308,095</b>	<b>412,326</b>	<b>104,231 33.8%</b>	<b>308,095</b>	<b>412,326</b>	<b>104,231 33.8%</b>
Prior Period	3,988	5,093	1,105 27.7%	3,988	5,093	1,105 27.7%
Future Period	0	0	0 0.0%	0	0	0 0.0%
Audit	(874)	27	901 -103.1%	(874)	27	901 -103.1%
Unidentified	29	187	157 540.4%	29	187	157 540.4%
Single Local Tax Rate	2,368	4,349	1,982 83.7%	2,368	4,349	1,982 83.7%
<b>TOTAL</b>	<b>313,606</b>	<b>421,982</b>	<b>108,376 34.6%</b>	<b>313,606</b>	<b>421,982</b>	<b>108,376 34.6%</b>
Service Fee	(6,272)	(8,440)	(2,168) 34.6%	(6,272)	(8,440)	(2,168) 34.6%
Current Retained	(6,147)	(8,271)	(2,124) 34.6%	(6,147)	(8,271)	(2,124) 34.6%
Prior Retained	6,207	10,229	4,022 64.8%	6,207	10,229	4,022 64.8%
<b>NET PAYMENT</b>	<b>307,394</b>	<b>415,501</b>	<b>108,106 35.2%</b>	<b>307,394</b>	<b>415,501</b>	<b>108,106 35.2%</b>

**Travis Co Esd 3**  
**TOP 30 COMPANIES RANK and CHANGE SUMMARY**  
**Oct-21**

Fiscal Year: Oct-Sep

Rank*	Company	NAICS Key	Prior Fiscal YTD Sales Tax Collections	Current Fiscal YTD Sales Tax Collections	Change \$	Change %	Current Fiscal YTD % Total Collections
1	OMNI BARTON CREEK, INC.	22					
2	MCCOY CORPORATION	9					
3	AMAZON.COM SERVICES INC (MARKETPLACE)	9					
4	AUSTIN READY-MIX, LLC	5					
5	AMAZON FULFILLMENT SERVICES INC	8					
6	CENTEX MATERIALS LLC	5					
7	FP LEGACY LANDSCAPING LLC	25					
8	BAREFOOT MOSQUITO AND PEST CONTROL INC	18					
9	TOP CHOICE LAWN CARE, LLC	18					
10	APPLE INC.	5					
<b>TOP 10 LARGE** COMPANIES</b>			<b>184,092</b>	<b>249,719</b>	<b>65,627</b>	<b>35.6%</b>	<b>59.2%</b>
11	A. M. PETROLEUM, INC.	9					
12	ASAP STONE AND LANDSCAPE SUPPLY LLC.	9					
13	J MAASS INC	4					
14	GROVE LANDSCAPES LLC	18					
15	AUSTIN EAGLE MANAGEMENT SERVICES, LTD.	16					
16	TIME WARNER CABLE TEXAS LLC	12					
17	COPPER ROCK NURSERY, LLC	9					
18	PATRICIA R DABNEY	16					
19	YARDDOC LLC	18					
20	SKY MARKETING CORPORATION	8					
21	CSS-CABINET SERVICE SOLUTIONS LLC	4					
22	EBAY INC.	25					
23	GAS PUMPERS, LTD.	22					
24	NEW CINGULAR WIRELESS PCS, LLC	12					
25	CITY ELECTRIC SUPPLY COMPANY	17					
26	VIVERO GROWERS LLC	1					
27	MOM'S CONVENIENCE STORE INC.	9					
28	CITY OF AUSTIN	24					
29	SIGNS WEST, INC.	5					
30	PRASLA ENTERPRISE, A TEXAS FOR PROFIT CORPORA	9					
<b>TOP 30 LARGE COMPANIES</b>			<b>235,586</b>	<b>312,755</b>	<b>77,169</b>	<b>32.8%</b>	<b>74.1%</b>
<b>TOP 100 LARGE COMPANIES</b>			<b>278,363</b>	<b>374,730</b>	<b>96,367</b>	<b>34.6%</b>	<b>88.8%</b>
<b>3,497 OTHER LARGE COMPANIES</b>			<b>32,582</b>	<b>42,387</b>	<b>9,805</b>	<b>30.1%</b>	<b>10.0%</b>
<b>SMALL COMPANIES &amp; OTHER</b>			<b>293</b>	<b>516</b>	<b>223</b>	<b>75.9%</b>	<b>0.1%</b>
<b>SINGLE LOCAL TAX RATE COLLECTIONS (SLT)</b>			<b>2,368</b>	<b>4,349</b>	<b>1,982</b>	<b>83.7%</b>	<b>1.0%</b>
<b>TOTAL COLLECTIONS</b>			<b>313,606</b>	<b>421,982</b>	<b>108,376</b>	<b>34.6%</b>	<b>100.0%</b>
<b>STATE COMPTROLLER FEES</b>			<b>6,211</b>	<b>6,481</b>	<b>270</b>	<b>4.3%</b>	<b>1.5%</b>
<b>NET PAYMENTS</b>			<b>307,394</b>	<b>415,501</b>	<b>108,106</b>	<b>35.2%</b>	<b>98.5%</b>

\* Ranked by Total of Last Fiscal Year + Current Fiscal YTD

\*\* Businesses whose detailed sales tax data is available

**Travis Co Esd 3**  
**INDUSTRY SEGMENT RANK & CHANGE**

Oct-21

Fiscal Year: Oct-Sep

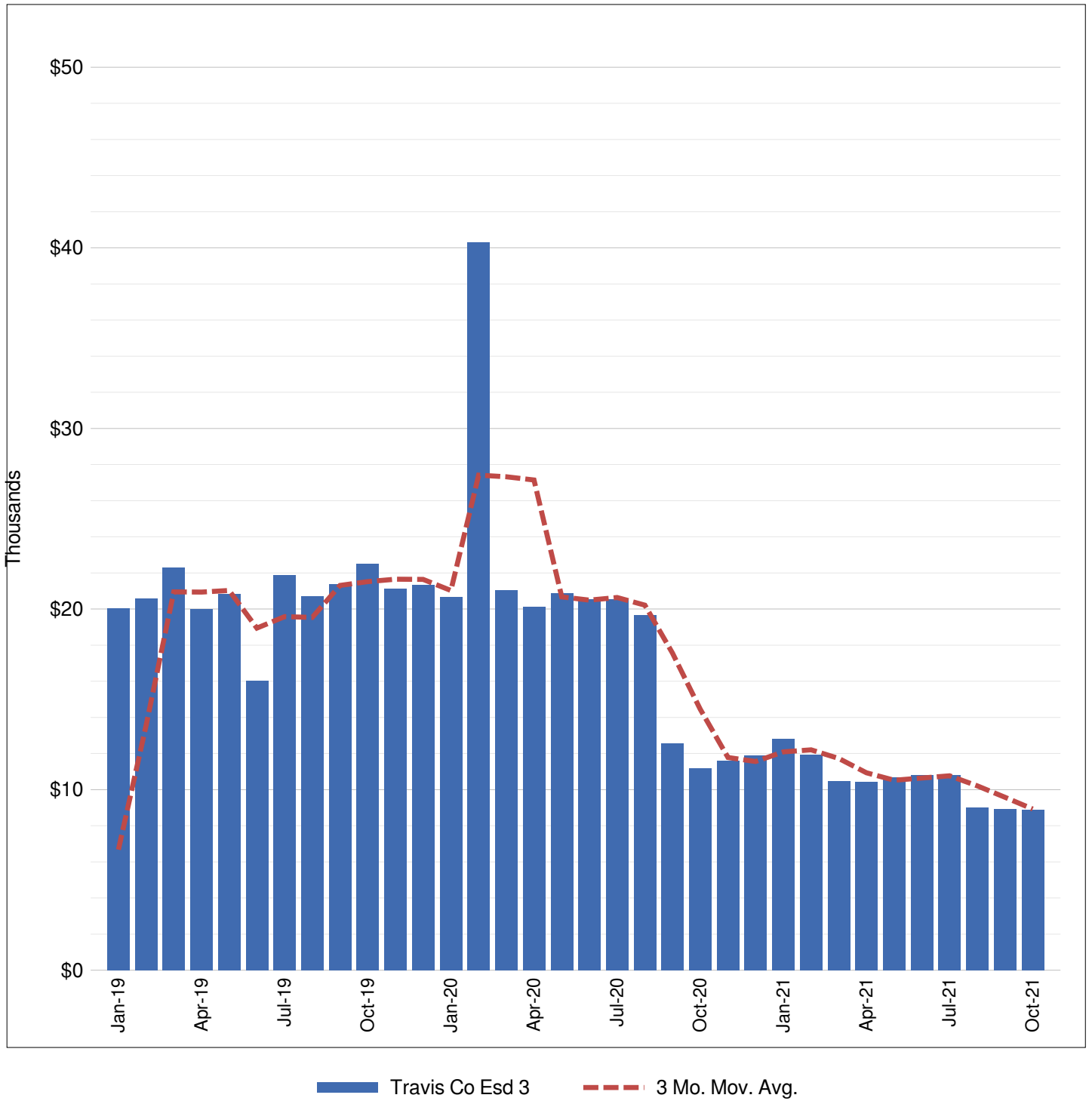
INDUSTRY SEGMENT*	% Total Current YTD Collections	Prior Fiscal YTD Sales Tax Collections	Current Fiscal YTD Sales Tax Collections	Change	
				\$	%
Lodging, Food Svcs	25.6%	78,568	106,989	28,422	36.2%
Retail Trade	25.8%	82,724	107,801	25,078	30.3%
Manufacturing	10.1%	31,545	42,059	10,514	33.3%
Admin, Support, Waste Mgmt	11.5%	33,068	47,813	14,746	44.6%
Wholesale Trade	4.6%	17,838	19,348	1,511	8.5%
<b>Top 5</b>	<b>77.7%</b>	<b>243,742</b>	<b>324,011</b>	<b>80,269</b>	<b>32.9%</b>
Unidentified	5.6%	16,849	23,316	6,468	38.4%
Construction	5.1%	13,717	21,132	7,415	54.1%
Prof, Scientific, Tech Svcs	2.4%	6,557	9,931	3,374	51.5%
Telecom	2.1%	11,181	8,868	(2,313)	-20.7%
Other Services	2.2%	5,361	9,173	3,813	71.1%
Ag, Forestry, Fishing, Hunting	0.7%	1,515	2,913	1,398	92.3%
Recreation, Arts, Entmt	0.6%	1,183	2,669	1,487	125.7%
Information excl. Telecom	0.8%	2,063	3,362	1,299	63.0%
Company, Enterprise Mgmt	0.8%	2,420	3,286	866	35.8%
Public Admin	0.6%	2,536	2,528	(8)	-0.3%
Utilities	0.0%	119	114	(5)	-4.0%
Transportation, Warehousing	0.9%	1,284	3,642	2,358	183.7%
Real Estate, Rental, Leasing	0.3%	1,422	1,201	(221)	-15.5%
Education Services	0.2%	356	634	278	78.0%
Financial, Insurance	0.1%	171	261	90	53.1%
Mining, Oil/Gas Extr	0.0%	464	63	(401)	-86.4%
Health Care, Social Assistance	0.0%	7	12	5	64.1%
<b>All Other</b>	<b>22.3%</b>	<b>67,203</b>	<b>93,106</b>	<b>25,902</b>	<b>38.5%</b>
<b>TOTAL COLLECTIONS</b>	<b>100.0%</b>	<b>310,945</b>	<b>417,117</b>	<b>106,172</b>	<b>34.1%</b>

INDUSTRY SEGMENT	% Change from same month Prior Year					
	May	Jun	Jul	Aug	Sep	Oct
Lodging, Food Svcs	526.3%	105.4%	92.2%	38.7%	277.6%	36.2%
Retail Trade	49.6%	43.4%	39.7%	39.9%	26.7%	30.3%
Manufacturing	76.3%	20.8%	41.6%	-9.1%	7.3%	33.3%
Admin, Support, Waste Mgmt	71.6%	39.5%	38.7%	37.6%	62.0%	44.6%
Wholesale Trade	102.1%	75.6%	94.0%	48.0%	18.0%	8.5%
All Others	13.2%	21.0%	15.9%	2.2%	-7.1%	38.5%
<b>TOTAL COLLECTIONS</b>	<b>81.2%</b>	<b>47.4%</b>	<b>48.8%</b>	<b>24.3%</b>	<b>63.8%</b>	<b>34.1%</b>

\* Ranked by Current + Prior YTD Collections

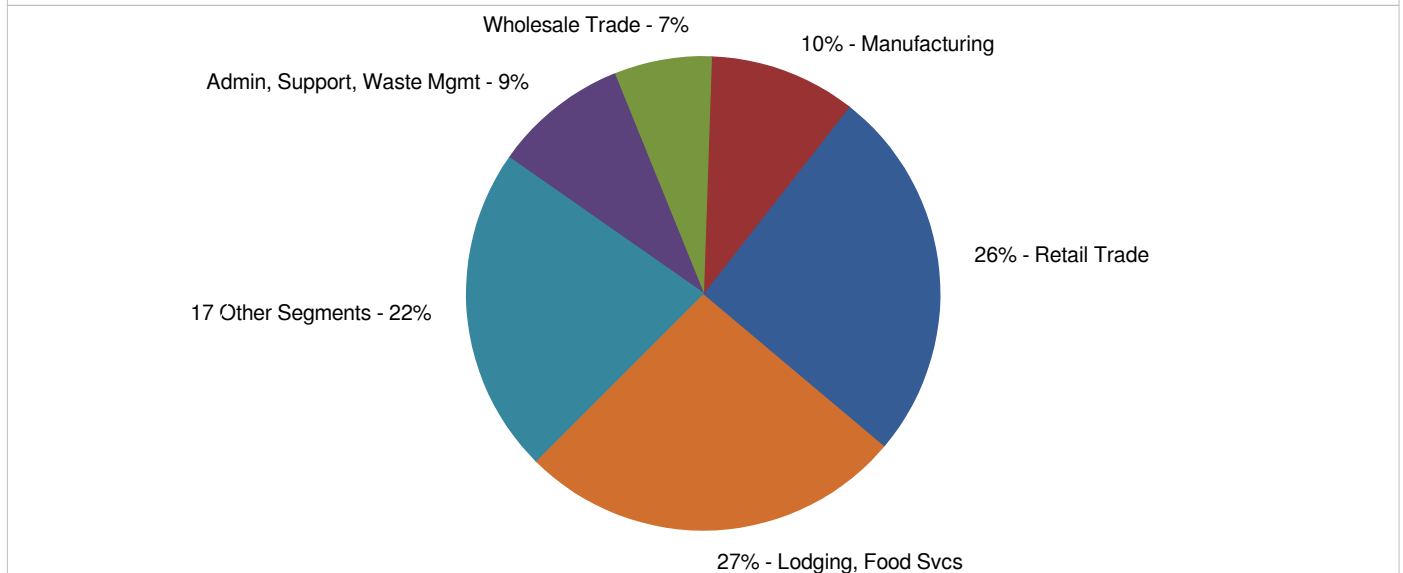
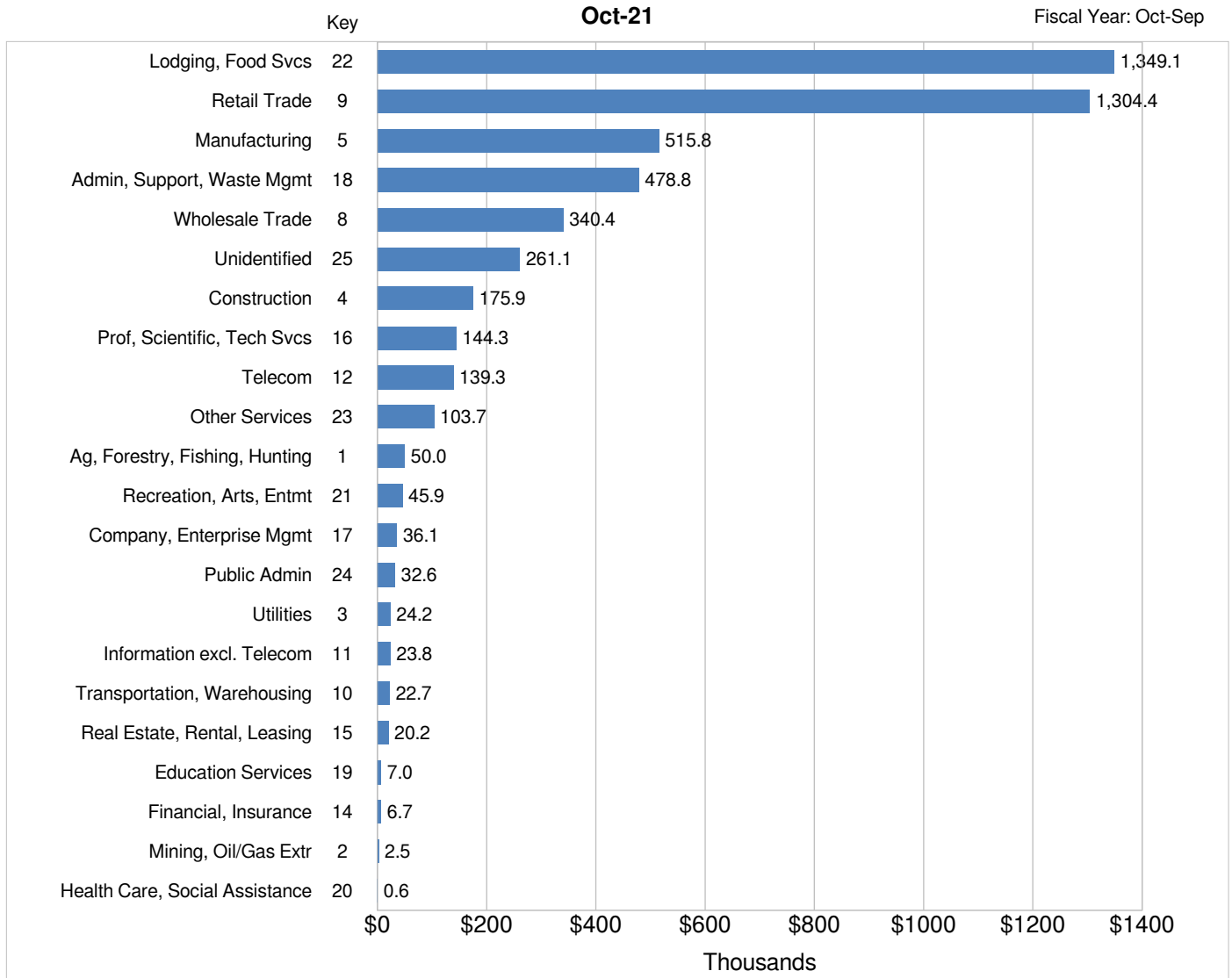
## Travis Co Esd 3

### Telecommunications Sales Tax



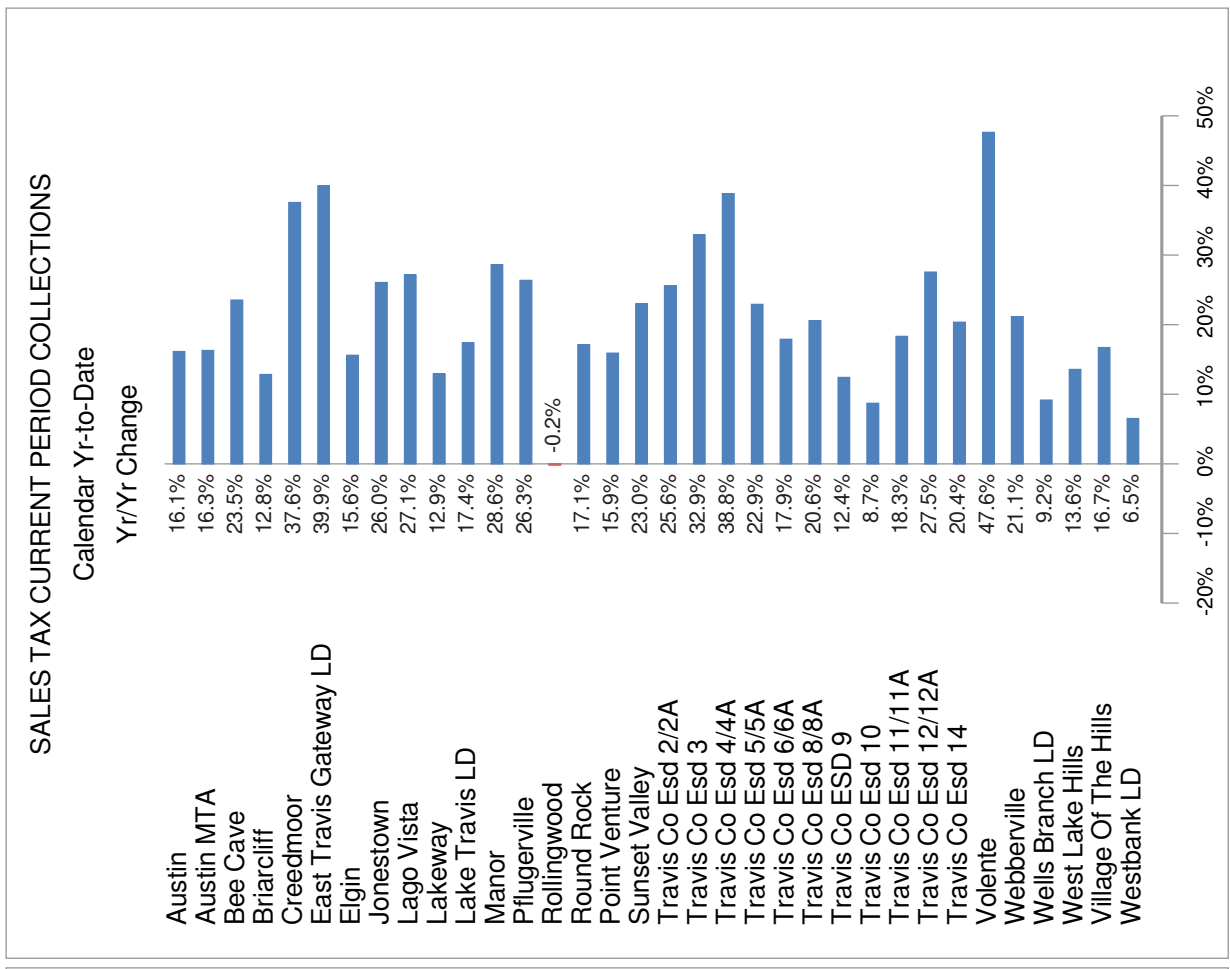
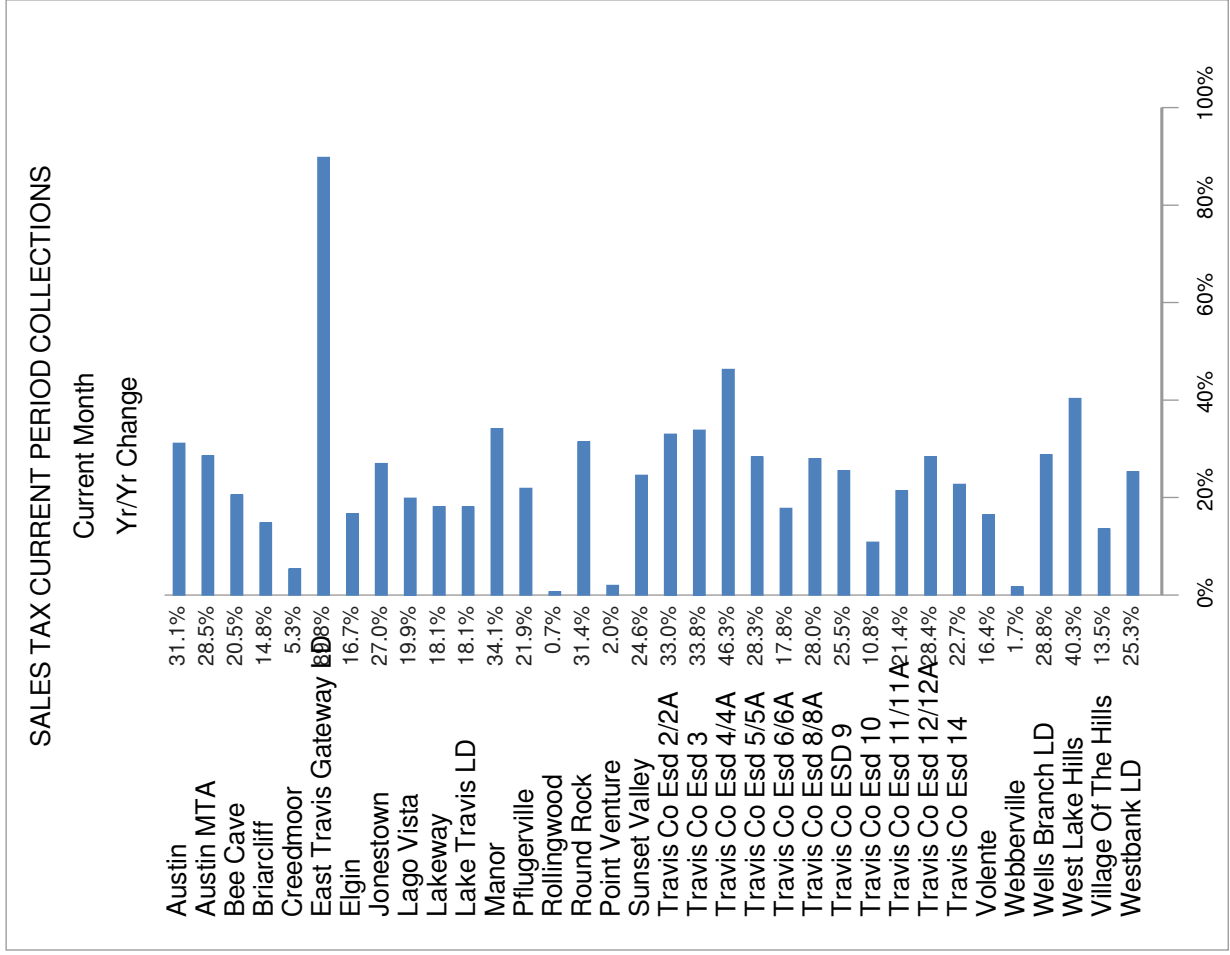
# INDUSTRY SEGMENT SALES TAX RANK & DISTRIBUTION

(Prior Fiscal Year + Current Fiscal Year-to-Date)



# SALES TAX TREND TRAVIS COUNTY

Oct-21





**NAICS KEY**

<b>Code</b>	<b>Industry Segment</b>
1	Ag, Forestry, Fishing, Hunting
2	Mining, Oil/Gas Extr
3	Utilities
4	Construction
5	Manufacturing
6	Included in Key No. 5
7	Included in Key No. 5
8	Wholesale Trade
9	Retail Trade
10	Transportation, Warehousing
11	Information excl. Telecom
12	Telecom
13	Included in Key No. 11
14	Financial, Insurance
15	Real Estate, Rental, Leasing
16	Prof, Scientific, Tech Svcs
17	Company, Enterprise Mgmt
18	Admin, Support, Waste Mgmt
19	Education Services
20	Health Care, Social Assistance
21	Recreation, Arts, Entmt
22	Lodging, Food Svcs
23	Other Services
24	Public Admin
25	Unidentified

**OAK Hill Fire Department**  
**Travis County Emergency Services District #3**

**Station 301**  
**Circle Drive**  
**9211 Circle Drive**  
**Austin, Texas 78736**  
**512-288-5576**  
**Fax 512-288-5903**



**Station 302**  
**Barton Creek**  
**4111 Barton Creek**  
**Austin, Texas 78735**  
**Admin 512-288-5534**  
**Fax 512-288-5844**

---

**September 2021 Chief's Report**

**Significant Events**

**September 1 (B) – Structure Fire (AutoAid Given – Austin) – 7513 Old Bee Caves Rd**

[ENG301] Engine 301 was assigned to a 'Structure Fire' in the CoA. E301 arrived on scene of a defensive fire with several units already on scene. E301 met with command, was instructed to nurse to E43, and then to work on getting hydrant supply. E301 completed our assignments and then rehabbed until it was time to break down the 5" hose. E301 broke down the 5" hose, loaded it back onto our engine, and then cleared from the call.

[QNT302] Quint 302 responded code 3 to a structure fire in AFD territory. Q302 arrived on scene with E37 investigating trying to find the best access and Q302 pulled past the driveway with Battalion 302. Q302 took hand tools and saws to the scene and met with E37 and Q51. Q51 took Alpha Division and Q302 took Charlie. The structure was approximately 1,000 square feet with fire coming from the roof and Bravo side. As Q302 crew opened the Charlie side window to check the interior, E37 ran out of water. The fire had been reset by the blitz attack, but fire began to run along the ceiling. Crews began to set up an additional attack line while water source and tank transfer began. When E37 had water again, Q302 assisted with attack lines and pulling down siding to access the hot spots. The power line to the house burned and came loose from the structure and all personnel on scene were notified to stay away with the Safety Officer keeping crews safe from the area. Q302 crew was able to relieve E37's crew with the second attack line while crews took a break. After the fire had been knocked down, Q302 crews worked on all hot spots that could be found. Command had crews come relieve Q302 and then had Q302 crew gather all gear to return to service. Q302 cleared the scene and returned to station to place apparatus back in service after swapping our gear.

[BAT302] Battalion 302 responded to a structure fire with E301 and Q302 in AFD's territory. Upon arrival, there was an abandoned structure on fire and E37 was on scene attempting to extinguish the fire. BAT302 did a face to face with BAT08 and BAT08 took Command and BAT302 took Safety Officer. It was decided this was going to be a defensive fire. BAT302 went to the scene of the fire and did a quick 360. During the 360, fire impinged the electric line connected to the house. The fire burned through the line and created sparks as it fell to the ground. BAT302 alerted Command of the issue and we ordered crews not to operate on the Charlie/Delta side. BAT302 posted up in the area to watch the live wire and to make sure crews weren't operating in that area. The crews were able to knock down the fire after a good water supply was secured. Command had contacted Austin Electric and they arrived on scene to disconnect the line. Command came to the scene and we had a quick face to face about OHFD's crews. Command released BAT302 and Q302, but kept E301 because they were a part of water supply. BAT302 cleared the scene and went back to the station.

September 11 (A) – Structure Fire (AutoAid Received – Austin, CE-Bar, Lake Travis) – 11045 Arroyo Canyon Dr

[ENG301] Engine 301 was dispatched to a structure fire. On arrival, E301 was crossing a narrow bridge when the right rear duals fell off the bridge causing us to high center and get stuck, not allowing any other units to be able to pass. E301 hopped out, grabbed tools, and walked the rest of the way to the structure fire. E37 was on scene and had water flowing on the C side of the structure where the deck was on fire. E301 established back up and pulled a rack line off E37. As we were stretching the line, FF Denner noticed that there was fire on the B-C side outside of the structure and I told him to knock it down before we made entry. E301 then proceeded to follow E37 to the second floor where there was fire in the attic. E301 and E37 started pulling ceiling and putting water on the fire. As we progressed to the B-C side of the structure, we kept pulling ceiling and trying to extinguish the fire. After a few attempts pulling ceiling, we were unable to make any progress on the seat of the fire. At some point, Capt. Ramsdell pulled everyone back to the entry point on the Delta side. I radioed to Command that I needed an attic ladder. I then took the attic ladder to see if we could get above the rafters. I climbed the ladder to see if we could get a hose line in the attic and was unable to get access. I then radioed to Command that we were not able to get access. At this point, I had both hand lines flowing water into the attic from the entry door with no progress. BC Lyngaas verbally told me that another Engine was opening the B side gable vent to flow water. At that time, the fire started to get extinguished. E301 vibe alerts were going off, so we called Command and went to rehab. After rehab, we then were assigned RIT. The fire then became under control and E301 started overhaul. We helped remove some personal belongings and put them downstairs. We kept a hose line in place upstairs for potential flare ups. E301 then started cleaning up and then had to try to recover E301 from the bridge. E301 then cleared the scene.

[QNT302] Quint 302 responded to a structure fire on Arroyo Canyon. Brush Truck 302 responded as well because information was quickly relayed that there was limited access for fire trucks. Early information also indicated that everyone was out of the structure. E37 arrived first and reported a back deck on fire and they were conducting a blitz attack. E301 was not able to drive up to the home but was still back up. BAT302 arrived and assumed command. Q302 and all other fire units had to stage approximately 100 yards from the home. BT302 crew walked to the scene and began assisting with hose lays. The remaining Q302 crew brought hand tools to the scene and assumed Inside Truck/Inside Division. By this time, both engine companies had entered an upstairs apartment on the Delta side and reported fire in the attic. Q302 crew assisted with pulling ceiling and extinguishment. Two hand lines were flowing into the attic and at one point, there was zero visibility, high heat, and there was a report that water supply was running low. I asked the three crews to retreat and momentarily regroup near the entry door. One nozzle was now used with better placement and cooling utilizing the TIC while spraying. An exterior hand line was used on the opposite side spraying into the attic which helped extinguishment. Once visibility improved, a primary search was conducted with nothing found. Crews began rotating for bottle change outs and rehab. The fire was deemed extinguished and salvage and overhaul began. Many personal items were removed while the engine crews overhauled. Q302 crew remained on scene to assist a heavy rescue wrecker to dislodge a fire engine that became undriveable. All equipment was placed on the Quint, crews initiated the decontamination process, and Quint 302 returned to service.

[BAT302] Battalion 302 arrived on scene with E37 and E301. E37 made it to the scene first and assumed command. BAT302 was blocked from the scene when E301 high centered on the low water crossing leading up to the structure. E37 was the only unit to make it to the scene due to E301 blocking the only path for any other apparatus. BAT302 left the truck on the low water crossing and hiked up a hill to assess conditions. E37 went out reporting

exterior deck fire and began setting up for a Blitz attack on the Charlie side deck and wall. BAT302 made it to the scene and took command of a 2 story detached garage with an apartment above the garage. At this point, the fire had progressed from an exterior fire to an attic fire with heavy smoke showing from the eaves on all sides of the structure. E37 transitioned into an offensive mode and entered on the Delta side second story door with a hand line. E301 crew arrived on scene and stretched a line from E37 and established a backup line. BAT602 arrived and assumed safety. Due to the scene being blocked, all other units had to haul equipment in from about a quarter mile away. E301's driver stretched a 3" line to E37 and began nursing. Q302 arrived and assumed inside truck and entered the structure and started pulling ceiling to make access to the attic fire. BAT08 arrived and took over Safety and BAT602 took Water Supply since there were no hydrants on scene. E27 arrived on scene and assumed RIC on the Alpha side. Q51 arrived and assumed outside truck and began controlling utilities and getting access to attic fire from the Bravo side gable. E1001 arrived and was assigned to assist Water Supply and setup a drafting operation with BT302 out of Barton Creek and also nursed their tank water to E301. Smoke conditions began to improve from the exterior and it appeared water was being applied to the fire. E37 exited the structure with low air and E301 took over fire attack. Shortly after, the fire was declared under control and all crews exited the structure for a bottle swap and rehab. E27 was told to stand down RIC and begin overhauling the interior and extinguish any hot spots. After rehabbing, Q302 and E37 entered the structure and assisted with the final mop up, overhaul, and salvage. Fire was then declared out. BAT302 began working on a demobilization plan and started clearing units. Fire Marshal arrived and began investigation. All units were cleared with the exception of E37, E301, and Q302. BAT302, CM301, E301, E37, and Q302 remained on scene for several hours to assist heavy wrecker with getting E301 off the low water crossing. E301 was righted back on the crossing and all units cleared shortly after and returned into service.

[CM301] Command 301 self-assigned and responded to a reported structure fire on Arroyo Canyon. Radio traffic also indicated a potential issue involving E301 being off of a bridge and blocking access to the structure.

Upon arrival, I noted several fire apparatus staging away from the scene and walked down toward the address to observe the situation. As I approached the area, I noted E301 with its right rear duals suspended in the air with the rest of the truck sitting securely on the bridge. I proceeded to the structure on top of the hill from that point and contacted fire dispatch via phone to request a heavy tow truck be dispatched to the scene to assist with E301.

Upon approaching the fire scene, a two-story garage apartment style structure was actively burning with most activity on the rear deck and attic area. I also observed electricity still being active in the structure and reported that to the Incident Commander and Safety Officer. As they worked to secure utilities, I approached the propane tank at the rear of the structure. It had a garden hose and nozzle flowing water around the vent valve on top. I lifted the lid and turned off the propane tank valve to secure the propane feed to the structure.

As the fire was becoming under control, I also called in to fire dispatch and requested the Travis County Fire Marshal's Office respond to the scene for a fire with suspected ignition point outside under the deck area in the B-C corner of the structure.

Occupants of the structure had reported that they were not present when the fire started and that they had walked down to the creek when they heard sirens and saw smoke. The occupant also indicated that two doves had perished in the fire on the second floor deck.

Fire operations continued with salvage and overhaul.

I went back down to check on the trucks and water supply operation that had been setup. I also checked the Travis County Appraisal District site to help determine square footage and value of the structure when I noted that the property was in both ESD 3 and ESD 6 jurisdictions. I update the Fire Marshal's Office (on scene at that point) of this information and also reported to BAT602 so there would be awareness of the high likelihood of the structure being in ESD 6's jurisdiction for reporting and investigation purposes.

The focus then shifted to getting E301 back on the bridge and evaluated for damage. The heavy tow truck had arrived and I assisted backing his truck down onto the bridge to position for removing E301. After connecting E301 to two winch lines (front bumper tow hooks and driver's side rear wheel rim), Quint 302 air bags and cribbing were used to lift E301's rear officer side wheels, crib underneath, and then reposition to lift again. Once that was completed, the winch lines were utilized to move E301 forward and sideways back onto the bridge.

Damage to E301 was reviewed and it was determined that driving it back to the station would be attempted as no fluids or other significant damage that posed a safety risk was noted in the field. The truck was driven to Station 302 and the crew moved into E303 to return to service.

September 16 (A) – Structure Fire (AutoAid Given – Austin) – 6636 W William Cannon Dr  
[ENG303] Engine 303 responded to a structure fire on William Cannon which was reported to be an apartment fire on the second floor. E27 arrived first and ultimately went into offensive mode due to smoke found in an apartment along with a report of someone still inside the apartment. Q51 arrived second and began a search with E27 initiating fire attack with a bundle. E303 was the second engine on scene and became backup. Command asked that E303 driver help establish water supply with a nearby hydrant. E303 driver nursed to E37 and assisted with pulling 5 inch to the closest hydrant and supplied E27. E303 crew carried a bundle to the stairwell and it was relayed to leave the bundle and come to the second floor to assist with possible search efforts. Once on the second floor landing, Q51 had walked a victim outside and they were escorted down to the medic unit. It was unknown if anyone else was inside the apartment. E303 crew entered the apartment and conducted a left hand search of the apartment to confirm no one else was in the apartment which was relayed to inside division (Q51) via face to face. The sprinkler system was flowing along with activated fire alarms. By this time, the fire was under control and E303 was asked to check the next door apartment for any fire extension on a shared wall between apartments. No smoke, fire, or high heat signatures were found. By this time, E27 and Q51 were overhauling around the oven and microwave checking for any extension and cause. E303 firefighters did a bottle swap and we were then assigned to 2nd Division on the fire floor with RES20. E303 crew helped remove water with squeegees and salvage personal items. E303 was soon cleared by command. Equipment was loaded, we started the decontamination process, and returned to service.

[QNT302] Quint 302 arrived as the 2nd ladder and assumed outside truck. Q302 made it to the scene and met with command and then began a 360 of the apartment building and located utilities. As we were walking the building, Inside Truck requested that water be shutoff to sprinklers. Q302 located the riser room on the Bravo side and forced entry. Q302 shutoff water to the sprinkler system and began draining the system. Q302 was then assigned Division 1 with E37 and E43 and assigned to work on salvage of the apartment below the fire apartment. Q302 was then told to rehab and was cleared shortly after. Q302 gathered equipment, cleared, and returned to service.

[BAT301] Battalion 301 self-assigned to the incident because both Oak Hill apparatus were assigned to the incident. I arrived on scene as the second Battalion Chief, I bunked out, and reported to the Command Post. Incident Command (BAT08) assigned me to outside Safety on the Delta side of the building. I met up with RES20 Captain and we looked to secure the utilities, but there weren't any markings to tell which electrical meter went to which apartment. We shut off all of the meters but not the gas as the fire had been knocked down. After the fire was knocked down, the AFD Safety Officer took over Safety. I went back to the Command Post and met with the IC and gave him a rundown of what was going on. The IC then said I could clear the incident, so I cleared the scene and went back into service.

### **Aid Responses**

Austin  
 Manchaca – TCESD #5  
 Lake Travis FR – TCESD #6  
 Pedernales – TCESD #8  
 Westlake – TCESD #9  
 CE-Bar – TCESD #10  
 North Hays County

#### **Total**

<b>September</b>	
<b>Received</b>	<b>Given To</b>
19	26
0	0
2	2
0	1
8	1
1	0
0	0
<b>30</b>	<b>30</b>

<b>2021</b>	
<b>Received</b>	<b>Given To</b>
90	235
0	0
13	15
0	8
20	19
2	3
0	2
<b>125</b>	<b>282</b>

### **Operations & Training**

Unscheduled OT hours  
 Sick and Vacation hours taken  
 Part Time hours  
 Injuries  
 Injuries lost time hours  
 Physical Activity  
 Volunteer Hours Contributed  
 Training: Contact Classes Delivered  
 Training: Contact Hours Delivered  
 Staff Turnover

<b>September</b>	<b>2021</b>
371	5,333
647	6,059
24	449
0	0
0	0
109	1,058
90	768
334	4,437
1,111	11,930
0	1

FF Hunn, March 2021 (moved out of state, spouse accepted new job)

### **Special Projects Status**

- Our hiring process is nearing completion. 18 of the 20 applicants took the written exam with nine passing. Eight out of nine successfully completed the physical agility test under the 6 minute and 38 second requirement. All eight applicants completed the oral interview board (consisting of five of our personnel) this past week and the top scoring applicants will now be scheduled for a one-on-one interview with the Fire Chief.
- We are still operating in our reserve Engine as we are awaiting one last part to arrive to be able to place the truck back in service. We did take the engine in for an alignment and frame inspection with no issues found.
- Our most recent Fire Academy graduated 14 people on Sunday, October 17. Ten of those will continue on in our next EMT Academy, which starts October 25 (the others have already completed their medical training).

- The replacement Automatic Aid Agreement that was approved last month has been signed. We are evaluating additional resources we may desire to have respond on structure fires (a “Rescue” unit from Austin, etc.) or other incidents.
- We were recently able to train in a building that is scheduled for demolition for the Oak Hill Parkway project on Highway 290. All three of our crews were able to practice different techniques for searching, forcible entry, and roof ventilation in the building. We are appreciative to TxDOT and their contractor, Colorado River Contractors (CRC), for their willingness to allow us to train in the building. Upon completion, we also assisted in salvaging five doors for them to donate to Habitat for Humanity.
- We recently had our bi-annual inspection visit by the Texas Commission on Fire Protection. There were a few people in need of a specific training class that we will have corrected soon. Our operational guidelines are being reviewed for consistency with state rules and we are submitting training records and protective gear cleaning/inspection records that were requested during the inspection. We do not anticipate any significant negative findings from this inspection.

